

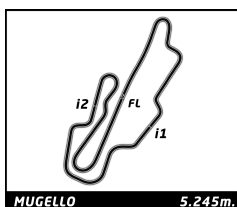
Campionato Italiano Auto Storiche/ARC

Mugello Racing Weekend

4 Turno Prove Libere

Classification

No	Driver	Nat	Team	Car	Cl.	Time	Lap	Total	Gap	Kph
1475	Giovanni AMB	ITA	Club 91 Squadr	BMW 323i	PERIODO	2:05.604	7	11	-	150.3
2538	Matteo PANIN	ITA	Circolo della	Chevrolet Ca	PERIODO	2:07.527	4	4	+1.923	148.1
3314	Luca LITARD	MCO		Porsche 935	PERIODO	2:07.924	3	7	+2.320	147.6
4472	Enrico GERAR	ITA		Ford Sierra	PERIODO	2:09.376	2	11	+3.772	145.9
5326	Alessandro M	ITA	Irpinia Northw	Alfetta GT T	I GTS 280	2:14.160	8	9	+8.556	140.7
6291	Alberto ZOLI	ITA	Xmedia srl	Porsche 911	PERIODO	2:14.359	11	11	+8.755	140.5
723	Mario SALOMO	ITA	Alfa Delta OKP	1750 GTAm	G2 TC 20i	2:15.154	12	12	+9.550	139.7
8349	Massimo RONC	ITA	Club 91 Squadr	Porsche 935	PERIODO	2:15.175	8	12	+9.571	139.7
9428	Walter COSTA	ITA		Sierra Coswo	PERIODO	2:15.339	10	11	+9.735	139.5
10433	Alberto Mari	ITA		Alfa Romeo 7	PERIODO	2:17.973	4	9	+12.369	136.9
1169	Bernhard LAB	DEU	Formula GT	1750 GTAm	G2 TC 20i	2:18.111	8	8	+12.507	136.7
12212	Massimiliano	ITA		Porsche 911	PERIODO	2:18.583	9	11	+12.979	136.3
13292	Francesco TU	ITA		Porsche Carr	PERIODO	2:18.865	7	9	+13.261	136.0
14356	Carlo BARBOL	ITA	Circolo della	1750 GTAm	G2 TC 20i	2:19.919	9	11	+14.315	134.9
1593	Hans LUGINBU	CHE	Formula GT	1750 GTAm	G2 TC 20i	2:19.937	10	10	+14.333	134.9
16294	Gisberto COR	ITA		Ford Escort	PERIODO	2:20.580	5	6	+14.976	134.3
1727	Alberto FRAN	CHE	Formula GT	1750 GTAm	G2 TC 20i	2:22.396	6	7	+16.792	132.6
18288	Lorenzo LELL	ITA		A.R. GTAm	PERIODO	2:23.167	3	8	+17.563	131.9
19404	Alessio DANE	ITA	100 RALLY ASD	Honda CIVIC	PERIODO	2:24.034	3	8	+18.430	131.1
20167	Mario SALA	ITA	Club 91 Squadr	Ford GT 40	PERIODO	2:24.909	7	11	+19.305	130.3
21335	Gianluca CEC	ITA	Enro Competiti	Porsche 928	PERIODO	2:25.018	4	6	+19.414	130.2
2212	Giulio SORDI	ITA	Alfa Delta OKP	1750 GTAm	G2 TC 20i	2:25.474	5	6	+19.870	129.8
2388	Francesco PA	ITA	Carrera Team	1750 GTAm	G2 TC 20i	2:26.403	7	9	+20.799	129.0
24118	Massimo PUCC	ITA	Valdelsa Class	Mini Marcos	PERIODO	2:26.772	3	3	+21.168	128.6
25295	Massimo BALL	BGR		BMW 2002 tii	PERIODO	2:26.894	8	8	+21.290	128.5
26320	Giovanni BAS	ITA	Valdelsa Class	A.R. Alfasud	PERIODO	2:27.500	9	10	+21.896	128.0
27153	Giovanni Mar	ITA		Lotus Elan	PERIODO	2:28.145	11	11	+22.541	127.5
28102	Francesco RA	ITA		Morris Coope	PERIODO	2:28.723	3	3	+23.119	127.0
29268	Domiziano GI	ITA		A.R. GTV 200	PERIODO	2:29.426	8	9	+23.822	126.4
30170	Roberto GENT	ITA	Race Project T	BMW 2002 TI	PERIODO	2:29.521	4	7	+23.917	126.3
31261	Edoardo ACCI	ITA		Alfa Romeo G	PERIODO	2:31.161	12	12	+25.557	124.9
32343	Roberto GRAS	ITA	Team Bassano	Opel Kadett	PERIODO	2:31.218	8	10	+25.614	124.9
33403	Silvio GENTI	ITA		Peugeot 205	PERIODO	2:31.587	9	11	+25.983	124.6
34190	Carlo FERRAR	ITA		Alfa Romeo 26	PERIODO	2:33.741	11	11	+28.137	122.8
35449	Roberto BARI	ITA		Porsche 944	PERIODO	2:35.779	4	10	+30.175	121.2
36321	Walter WUHRE	ITA		Porsche 911	PERIODO	2:39.316	7	8	+33.612	118.5
37476	Vito TRUGLIA	ITA		TVR Tuscan S	PERIODO	2:40.225	2	2	+34.621	117.8
38214	Jeremy CARBI	AND		Alfa Romeo G	PERIODO	2:44.620	3	10	+39.016	114.7
39392	Andrea QUERC	ITA	Valdelsa Class	BMW 635 CSI	PERIODO	2:47.059	7	7	+41.455	113.0
40112	Antonio PALM	ITA	Carrera Team	GT Veloce 20	H1 T 200C	2:47.477	9	10	+41.873	112.7
41220	Marco MILLA	ITA	Circolo della	A.R. Giulia	PERIODO	2:47.580	10	10	+41.976	112.7
42393	Jan Oscar OR	ITA	Valdelsa Class	A.R. Alfetta	PERIODO	5:49.298	2	4	+3:43.6943:01.718	54.1
431	Peter BACHOF	CHE	Alfa Delta OKP	1750 GTAm	G2 TC 20i					
447	Roberto LONA	ITA	Scuderia Nuvol	Giulietta Sp	E GTS 130C					
4510	Emanuele MOR	ITA	Irpinia Northw	Giulietta TI	E TC 130C					
4611	Francesco SI	CHE	Alfa Delta OKP	1750 GTAm	G2 TC 20i					
4716	Giampaolo BE	ITA	Carrera Team	Giulia Sprin	F TC 160C					
4828	Salvatore CA	ITA	Gatti Team	GT Veloce 20	H1 T 200C					
4930	Federico BUR	ITA	Carrera Team	Giulia Sprin	I GR.5 16C					
5042	Gianluca BAR	ITA	Eclat Racing A	Alfetta GT A	I TC 2000					
5177	Ben WALTER	ITA	Alfa Delta OKP	Giulia Sprin	I GR.5 16C					
5280	Umberto BRUS	ITA	Alfa Delta OKP	1750 GTAm	G2 TC 20i					
5387	Davide BERTI	ITA	Alfa Delta OKP	1750 GTAm	G2 TC 20i					
54105	Ambrogio PER	CHE	Alfa Delta OKP	1750 GTAm	G2 TC 20i					
55116	Franco MONGU	ITA	Scuderia Biond	1750 GTAm	G2 TC 20i					
56125	Marco GUERRA	ITA	Motor in Motio	A.R. Giulia	PERIODO					
57138	Fred Arve MO	NOR	Alfa Delta OKP	Giulia Sprin	G2 GTS 1i					
58143	Riccardo LOD	ITA		A.R. GT 1.3	PERIODO					
59151	André KARDOL	NLD	Alfa Race Team	GT Veloce 20	H2 TC 20i					
60163	Atul SAINI	GBR	Formula GT	Giulia Sprin	G1 GR.5 1					



Campionato Italiano Auto Storiche/ARC

Mugello Racing Weekend

4 Turno Prove Libere

Classification

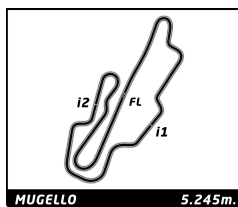
No	Driver	Nat	Team	Car	Cl.	Time	Lap Total	Gap	Kph
61188	Fabrizio ZAM	ITA	Alfa Delta OKP	Giulia Sprin	G2 GTS 1.				
62244	Fausto AMEND	ITA		Alfa Romeo G	PERIODO				
63260	Carlo FABBRI	ITA	Sc. Biondetti	Alfa Romeo G	PERIODO		1		
64262	Fabio GIMIGN	ITA		Alfa Romeo G	PERIODO				
65263	Luigi MERCAT	ITA	Sc. Biondetti	A.R. GTAm	PERIODO				
66264	Loris Antoni	ITA		Fiat 128 GIA	PERIODO				
67266	Massimo LUPO	ITA		Porsche Carr	PERIODO				
68274	Alberto ZANA	ITA		Alfa Romeo G	PERIODO				
69277	Marco MARANE	ITA		Porsche Carr	PERIODO				
70301	Gabriele CRO	ITA		A.R. Alfasud	PERIODO		1		
71302	Alessandro C	ITA		Alfetta GT A	PERIODO				
72304	Roberto PIAT	ITA	Team Bassano	Fiat Ritmo 7	PERIODO				
73306	Massimo GUER	ITA	Motor in Motio	A.R. GT 1.6	PERIODO				
74316	Domenico TER	ITA		Ford Capri 3	PERIODO				
75353	Alex VALLE	ITA		Lancia Beta	PERIODO				
76355	Gabriele TRA	ITA		Fiat Ritmo 7	PERIODO				
77436	Enrico GUAST	ITA	Enro Competiti	A.R. 75 V6	PERIODO				
78459	Riccardo MES	ITA		Alpine Renau	PERIODO				
79470	Massimiliano	ITA	Chimera Classi	Maserati Bit	PERIODO				
80479	Emanuele MOR	ITA	Scuderia del P	A.R. Alfetta	PERIODO				
81906	Massimo GUER	ITA	Carrera Team	Giulia Sprin	I GR.5 160				
82925	Giovanni SER	ITA	Carrera Team	Giulia Sprin	F TC 1600				

Fastest Lap: Lap 7 Giovanni AMBROSO 2:05.604 150.3 Kph

Published at:

Track Status: **DRY**

Direttore di Gara: CANU Antonio	Il DS Cronometraggio INNOCENTI Chiara
---	---



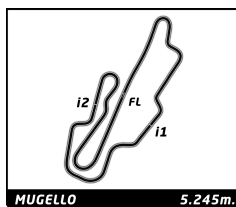
Campionato Italiano Auto Storiche/ARC

Mugello Racing Weekend

4 Turno Prove Libere

Best Sector Times

Sector 1			Sector 2			Sector 3			Ide al	Bes t
Pos	No Driver	Time	No Driver	Time	No Driver	Time	Pos	No Driver		
1	475 G.AMBR	42.390	475 G.AMBR	38.638	475 G.AMBR	43.670	1	475 G.AMBROSO	2:04.698	2:05.604 (1)
2	314 L.LITT	43.009	538 M.PANI	39.426	538 M.PANI	44.456	2	314 L.LITTARDI	2:07.247	2:07.924 (3)
3	538 M.PANI	43.457	314 L.LITT	39.766	314 L.LITT	44.472	3	538 M.PANINI	2:07.339	2:07.527 (2)
4	472 E.GERA	44.177	472 E.GERA	40.326	472 E.GERA	44.873	4	472 E.GERARDI	2:09.376	2:09.376 (4)
5	349 M.RONC	45.035	23 M.SALO	41.000	349 M.RONC	46.197	5	326 A.MORTEO	2:13.754	2:14.160 (5)
6	428 W.COST	45.190	291 A.ZOLI	41.394	326 A.MORT	46.419	6	349 M.RONCONI	2:13.939	2:15.175 (8)
7	326 A.MORT	45.269	326 A.MORT	42.066	428 W.COST	46.742	7	291 A.ZOLI	2:14.163	2:14.359 (6)
8	212 M.LODI	45.597	433 A.LAND	42.187	291 A.ZOLI	47.077	8	428 W.COSTACURTA	2:14.426	2:15.339 (9)
9	291 A.ZOLI	45.692	69 B.LABE	42.354	23 M.SALO	47.903	9	23 M.SALOMONE	2:14.847	2:15.154 (7)
10	404 A.DANE	45.745	356 C.BARB	42.479	212 M.LODI	48.164	10	433 A.LANDINI	2:17.251	2:17.973 (10)
11	23 M.SALO	45.944	428 W.COST	42.494	433 A.LAND	48.284	11	212 M.LODI	2:17.313	2:18.583 (12)
12	292 F.TURI	46.244	93 H.LUGI	42.589	69 B.LABE	48.518	12	69 B.LABER	2:17.824	2:18.111 (11)
13	433 A.LAND	46.780	349 M.RONC	42.707	292 F.TURI	48.726	13	292 F.TURIZIO	2:18.417	2:18.865 (13)
14	69 B.LABE	46.952	288 L.LELL	43.233	294 G.CORA	49.336	14	356 C.BARBOLINI C	2:19.005	2:19.919 (14)
15	356 C.BARB	47.074	292 F.TURI	43.447	93 H.LUGI	49.369	15	93 H.LUGINBUHL	2:19.862	2:19.937 (15)
16	294 G.CORA	47.081	12 G.SORD	43.536	356 C.BARB	49.452	16	294 G.CORAZZARI	2:20.009	2:20.580 (16)
17	167 M.SALA	47.466	212 M.LODI	43.552	27 A.FRAN	49.931	17	404 A.DANESE	2:20.710	2:24.034 (19)
18	27 A.FRAN	47.703	294 G.CORA	43.592	167 M.SALA	50.760	18	27 A.FRANCESCHET	2:22.396	2:22.396 (17)
19	93 H.LUGI	47.904	404 A.DANE	43.934	153 G.PUTE	50.801	19	288 L.LELLI	2:22.602	2:23.167 (18)
20	288 L.LELL	48.485	268 D.GIAC	44.718	288 L.LELL	50.884	20	167 M.SALA	2:24.081	2:24.909 (20)
21	335 G.CECC	48.715	27 A.FRAN	44.762	404 A.DANE	51.031	21	88 F.PANTALEO	2:24.638	2:26.403 (23)
22	88 F.PANT	48.810	335 G.CECC	44.765	88 F.PANT	51.038	22	335 G.CECCHINI	2:24.802	2:25.018 (21)
23	118 M.PUCC	49.564	88 F.PANT	44.790	295 M.BALL	51.158	23	12 G.SORDI	2:25.460	2:25.474 (22)
24	295 M.BALL	49.734	118 M.PUCC	44.936	335 G.CECC	51.322	24	118 M.PUCCI	2:25.967	2:26.772 (24)
25	170 R.GENT	50.111	320 G.BASS	45.558	118 M.PUCC	51.467	25	295 M.BALLESTRI	2:26.778	2:26.894 (25)
26	102 F.RAMA	50.113	102 F.RAMA	45.589	12 G.SORD	51.534	26	153 G.PUTELLI	2:27.011	2:28.145 (27)
27	320 G.BASS	50.170	261 E.ACCI	45.709	320 G.BASS	51.772	27	320 G.BASSI	2:27.500	2:27.500 (26)
28	321 W.WUHR	50.177	153 G.PUTE	45.838	343 R.GRAS	52.521	28	102 F.RAMACCIOTTI	2:28.363	2:28.723 (28)
29	153 G.PUTE	50.372	167 M.SALA	45.855	102 F.RAMA	52.661	29	268 D.GIACON	2:28.995	2:29.426 (29)
30	12 G.SORD	50.390	295 M.BALL	45.886	170 R.GENT	52.934	30	170 R.GENTILI	2:29.128	2:29.521 (30)
31	343 R.GRAS	51.089	170 R.GENT	46.083	268 D.GIAC	53.058	31	343 R.GRASSELLINI	2:30.344	2:31.218 (32)
32	268 D.GIAC	51.219	403 S.GENT	46.159	403 S.GENT	53.306	32	261 E.ACCIAI	2:30.664	2:31.161 (31)
33	403 S.GENT	51.371	343 R.GRAS	46.734	261 E.ACCI	53.541	33	403 S.GENTILINI	2:30.836	2:31.587 (33)
34	261 E.ACCI	51.414	190 C.FERR	47.207	190 C.FERR	53.621	34	190 C.FERRARI	2:32.733	2:33.741 (34)
35	449 R.BARI	51.899	449 R.BARI	48.487	476 V.TRUG	54.596	35	449 R.BARIN	2:35.239	2:35.779 (35)
36	190 C.FERR	51.905	476 V.TRUG	49.597	449 R.BARI	54.853	36	321 W.WUHRER	2:37.252	2:39.316 (36)
37	476 V.TRUG	53.227	214 J.CARB	49.679	321 W.WUHR	55.034	37	476 V.TRUGLIA	2:37.420	2:40.225 (37)
38	214 J.CARB	55.723	112 A.PALM	51.086	214 J.CARB	58.029	38	214 J.CARBILA	2:43.431	2:44.620 (38)
39	393 J.ORTF	55.772	220 M.MILL	51.274	392 A.QUER	58.511	39	220 M.MILLA	2:46.190	2:47.580 (41)
40	392 A.QUER	55.969	321 W.WUHR	52.041	220 M.MILL	58.662	40	392 A.QUERCIOLI	2:46.941	2:47.059 (39)
41	220 M.MILL	56.254	392 A.QUER	52.461	112 A.PALM	59.447	41	112 A.PALMA	2:47.405	2:47.477 (40)
42	112 A.PALM	56.872	393 J.ORTF	52.620	393 J.ORTF	1:05.716	42	393 J.ORTFELDT	2:54.108	5:49.298 (42)



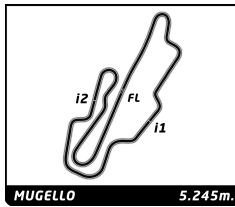
Campionato Italiano Auto Storiche/ARC

Mugello Racing Weekend

4 Turno Prove Libere

Best Top Speed

No Driver	Team	Class	Top 1		Top 2		Top 3		Top 4		Top 5		Avg	
			Kph	Lap	Kph	Lap	Kph	Lap	Kph	Lap	Kph	Lap		
349	Massimo RONCONI	Club 91 Squadra C	PERIODO H2	257.0	4	255.2	11	252.3	2	251.1	5	249.9	6	253,1
538	Matteo PANINI	Circolo della Bie	PERIODO KG	242.7	3	230.8	4	193.1	2	90.1	1			189,2
167	Mario SALA	Club 91 Squadra C	PERIODO F -	239.5	2	233.3	7	233.3	9	231.3	6	230.8	4	233,6
475	Giovanni AMBROSO	Club 91 Squadra C	PERIODO J2	238.9	7	234.8	8	234.3	10	233.8	11	233.3	5	235,0
472	Enrico GERARDI		PERIODO J2	237.9	8	235.3	9	233.8	3	232.8	11	232.8	2	234,5
428	Walter COSTACURTA		PERIODO J1	226.0	11	225.1	10	223.2	9	221.4	3	221.0	6	223,3
212	Massimiliano LODI		PERIODO G2	225.1	7	223.7	10	222.8	3	221.9	9	221.4	11	223,0
314	Luca LITTARDI		PERIODO H2	225.1	6	225.1	7	224.6	5	223.7	4	223.2	2	224,3
326	Alessandro MORTEO	Irpinia Northwest	I GTS 2800	222.3	9	221.4	2	220.1	8	218.8	7	216.1	5	219,7
292	Francesco TURIZIO		PERIODO G2	219.2	8	218.3	7	217.4	9	211.5	5	210.3	3	215,3
291	Alberto ZOLI	Xmedia srl	PERIODO G2	213.6	10	209.9	11	208.7	6	206.3	5	206.3	4	209,0
433	Alberto Maria LANDINI		PERIODO J2/	208.7	4	208.7	8	208.7	9	207.5	5	205.1	7	207,7
294	Gisberto CORAZZARI		PERIODO G2	208.3	4	206.7	5	206.3	6	205.5	3	174.5	2	200,3
335	Gianluca CECCHINI	Enro Competition	PERIODO H2	202.1	3	197.3	4	187.8	6	186.5	5	185.5	2	191,8
476	Vito TRUGLIA		PERIODO J2	201.3	2	91.3	1							146,3
356	Carlo BARBOLINI CIONINI	Circolo della Bie	G2 TC 2000	201.3	3	198.0	10	196.6	6	196.6	9	196.6	11	197,8
88	Francesco PANTALEO	Carrera Team	G2 TC 2000	201.0	3	191.4	8	179.1	5	175.1	7	174.8	2	184,3
69	Bernhard LABER	Formula GT	G2 TC 2000	200.6	2	197.7	8	196.6	3	195.9	5	195.9	6	197,3
23	Mario SALOMONE	Alfa Delta OKP	G2 TC 2000	199.9	12	196.6	10	196.2	9	196.2	8	193.8	4	196,5
27	Alberto FRANCESCHETTI	Formula GT	G2 TC 2000	199.9	3	199.9	7	199.5	2	198.8	6	168.0	4	193,2
93	Hans LUGINBUHL	Formula GT	G2 TC 2000	198.4	10	196.6	9	193.1	7	193.1	8	191.4	6	194,5
449	Roberto BARIN		PERIODO J2-	194.8	4	193.8	9	191.4	10	189.1	5	187.4	3	191,3
190	Carlo FERRARI		PERIODO F -	192.4	4	192.1	9	192.1	10	191.7	11	191.7	8	192,0
153	Giovanni Marco PUTELLI		PERIODO G1	189.1	8	189.1	2	187.4	7	185.2	3	184.3	6	187,0
118	Massimo PUCCI	Valdelsa Classic	PERIODO GR	186.2	3	182.1	2	103.2	1					157,2
288	Lorenzo LELLI		PERIODO G2	180.3	8	179.7	6	179.4	2	179.1	5	178.5	7	179,4
295	Massimo BALLESTRI		PERIODO G2	180.0	8	177.4	5	171.5	2	170.4	3	169.3	6	173,7
320	Giovanni BASSI	Valdelsa Classic	PERIODO H2	179.7	2	176.5	10	175.1	8	175.1	9	174.8	3	176,2
343	Roberto GRASSELLINI	Team Bassano	PERIODO H2	179.4	6	177.9	10	175.4	8	175.4	9	172.6	5	176,1
12	Giulio SORDI	Alfa Delta OKP	G2 TC 2000	179.4	2	172.8	3	168.6	5	150.8	6	97.0	4	153,7
170	Roberto GENTILI	Race Project Team	PERIODO G1	175.6	4	173.1	3	169.6	2	164.7	5	96.2	1	155,8
403	Silvio GENTILINI		PERIODO J2	174.5	10	172.8	4	172.6	3	172.3	9	170.1	8	172,5
102	Francesco RAMACCIOTTI		PERIODO G1	172.8	3	172.3	2	80.7	1					141,9
268	Domiziano GIACON		PERIODO G2	170.7	4	169.3	8	166.2	7	164.0	3	0.7	5	134,2
261	Edoardo ACCIAI		PERIODO G2	168.8	10	168.6	4	167.8	12	167.3	3	166.7	11	167,8
393	Jan Oscar ORTFELDT	Valdelsa Classic	PERIODO H2	167.8	3	167.5	2							167,7
220	Marco MILLA	Circolo della Bie	PERIODO G2	159.2	4	157.1	8	156.0	6	154.9	9	153.8	10	156,2
392	Andrea QUERCIOLO	Valdelsa Classic	PERIODO H2	158.0	3	153.8	6	77.7	1					129,8
112	Antonio PALMA	Carrera Team	H1 T 2000	156.7	3	153.3	2	152.9	4	151.4	5	146.1	8	152,1
214	Jeremy CARBILA		PERIODO G2	156.2	8	156.2	6	155.3	9	155.1	3	150.0	2	154,6
404	Alessio DANESE	100 RALLY ASD	PERIODO J2-	92.3	1									92,3
321	Walter WUHRER		PERIODO H2	0.5	6									,5
125	Marco GUERRA	Motor in Motion	PERIODO F -											
143	Riccardo LODI		PERIODO G1											
244	Fausto AMENDOLAGINE		PERIODO G2											
260	Carlo FABBRINI	Sc. Biondetti	PERIODO G2											
262	Fabio GIMIGNANI		PERIODO G2											
263	Luigi MERCATALI	Sc. Biondetti	PERIODO G2											
264	Loris Antonio PAPA		PERIODO G2											



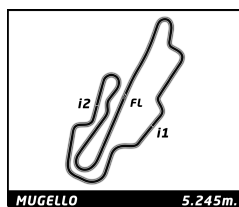
Campionato Italiano Auto Storiche/ARC

Mugello Racing Weekend

4 Turno Prove Libere

Best Top Speed

No Driver	Team	Class	Top 1		Top 2		Top 3		Top 4		Top 5		Avg
			Kph	Lap	Kph	Lap	Kph	Lap	Kph	Lap	Kph	Lap	
274	Alberto ZANATTA	PERIODO G2											
277	Marco MARANELLI	PERIODO G2											
266	Massimo LUPOLI	PERIODO H1											
301	Gabriele CROCCHINI	PERIODO H2											
302	Alessandro CASSETTI BURCH	PERIODO H2											
304	Roberto PIATTO	Team Bassano											
306	Massimo GUERRA	Motor in Motion											
316	Domenico TERRON	PERIODO H2											
353	Alex VALLE	PERIODO H2											
355	Gabriele TRAMONTI	PERIODO H2											
436	Enrico GUASTI	Enro Competition											
459	Riccardo MESSA	PERIODO J1-											
470	Massimiliano QUARESIMA	Chimera Classic M											
479	Emanuele MORTEO	Scuderia del Port											
7	Roberto LONARDI	Scuderia Nuvolari											
10	Emanuele MORTEO	Irpinia Northwest											
16	Giampaolo BENEDETTI	Carrera Team											
925	Giovanni SERIO	Carrera Team											
163	Atul SAINI	Formula GT											
1	Peter BACHOFEN	Alfa Delta OKP											
11	Francesco SICCARDI	Alfa Delta OKP											
80	Umberto BRUSTIO	Alfa Delta OKP											
87	Davide BERTINELLI	Alfa Delta OKP											
105	Ambrogio PERFETTI	Alfa Delta OKP											
116	Franco MONGUZZI	Scuderia Biondetti											
138	Fred Arve MONSEN	Alfa Delta OKP											
188	Fabrizio ZAMUNER	Alfa Delta OKP											
28	Salvatore CARBONE	Gatti Team											
151	André KARDOL	Alfa Race Team											
42	Gianluca BARDELLI	Eclat Racing ASD											
30	Federico BURATTI	Carrera Team											
77	Ben WALTER	Alfa Delta OKP											
906	Massimo GUERRA	Carrera Team											



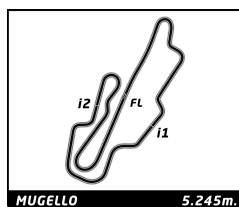
Campionato Italiano Auto Storiche/ARC

Mugello Racing Weekend

4 Turno Prove Libere

Sector Analysis

Invalidated Lap							Personal Best		Session Best		B Crossing the pit lane			
Lap	Time	Sector 1	Sector 2	Sector 3	T.Spd	Elapsed	Lap	Time	Sector 1	Sector 2	Sector 3	T.Spd	Elapsed	
12	Giulio SORDI ITA													
	Alfa Delta OKP 1750 GTAm													
1	3:21.1	1:34.378	50.918	55.892	96.1	3:21.188								
2	2:29.1	53.226	44.347	51.534	179.4	5:50.295								
3	7:51.6 B	53.595	52.384	6:05.681	172.8	13:41.955								
4	2:37.9	1:00.470	45.465	52.003	97.0	16:19.893								
5	2:25.4	50.390	43.536	51.548	168.6	18:45.367								
6	2:27.1	50.993	43.914	52.265	150.8	21:12.539								
23	Mario SALOMONE ITA													
	Alfa Delta OKP 1750 GTAm													
1	3:20.4	1:28.128	55.429	56.920	105.1	3:20.477								
2	2:29.1	49.615	46.596	52.941	190.1	5:49.629								
3	2:42.6	53.454	52.253	56.911	193.5	8:32.247								
4	2:30.5	51.771	46.434	52.367	193.8	11:02.819								
5	2:27.8	49.795	46.185	51.834	193.1	13:30.633								
6	2:34.8	50.405	52.260	52.206	193.5	16:05.504								
7	2:28.2	49.634	46.130	52.524	193.1	18:33.792								
8	2:27.4	50.038	46.426	51.002	196.2	21:01.258								
9	2:26.5	49.307	45.440	51.802	196.2	23:27.807								
10	2:40.1 B	51.915				26:07.937								
11	2:24.6	55.183	41.564	47.903	127.5	28:32.587								
12	2:15.1	45.944	41.000	48.210	199.9	30:47.741								
27	Alberto FRANCESCHETTI CHE													
	Formula GT 1750 GTAm													
1	3:50.6	2:05.539	52.153	52.930	89.3	3:50.622								
2	2:25.4	48.652	45.722	51.050	199.5	6:16.046								
3	2:24.7	48.204	46.191	50.360	199.9	8:40.801								
4	3:17.1 B	59.619				11:57.929								
5	2:33.7	57.801	45.480	50.490	113.8	14:31.700								
6	2:22.3	47.703	44.762	49.931	198.8	16:54.096								
7	2:25.0	48.697	45.270	51.044	199.9	19:19.107								
69	Bernhard LABER DEU													
	Formula GT 1750 GTAm													
1	6:33.7	4:53.545	49.213	50.992	125.5	6:33.750								
2	2:20.8	47.299	44.195	49.367	200.6	8:54.611								
3	6:06.9 B	47.860	46.088	4:33.037	196.6	15:01.596								
4	2:34.7	59.878	45.261	49.562	104.0	17:36.297								
5	2:20.5	48.224	42.921	49.386	195.9	19:56.828								
6	4:41.6 B	47.399	43.786	3:10.451	195.9	24:38.464								
7	2:34.6	56.813	47.585	50.242	109.8	27:13.104								
8	2:18.1	47.239	42.354	48.518	197.7	29:31.215								
88	Francesco PANTALEO ITA													
	Carrera Team 1750 GTAm													
1	4:07.4	2:17.419	54.384	55.692	79.3	4:07.495								
2	2:29.4	51.412	46.320	51.740	174.8	6:36.967								
3	2:52.0 B	48.810			201.0	9:28.988								
4	2:33.9	57.641	45.225	51.038	119.3	12:02.892								
5	4:06.1 B	50.088	45.159	2:30.925	179.1	16:09.064								
6	2:35.6	57.259	44.963	53.437	120.0	18:44.723								
7	2:26.4	50.328	44.790	51.285	175.1	21:11.126								
8	2:27.5	50.302	45.065	52.231	191.4	23:38.724								
9	2:52.9	59.963	52.399	1:00.575	170.9	26:31.661								
93	Hans LUGINBUHL CHE													
	Formula GT 1750 GTAm													
1	4:02.3	1:58.316	1:02.112	1:01.942	86.0	4:02.370								
2	2:53.8	59.118	55.263	59.473	159.4	6:56.224								
3	2:46.5	55.310	53.282	57.924	187.1	9:42.740								
4	5:24.0 B	56.658	55.303	3:32.043	160.1	15:06.744								
5	2:32.2	56.601	45.250	50.423	127.5	17:39.018								
6	2:21.9	48.899	43.226	49.840	191.4	20:00.983								
7	2:25.4	49.689	45.780	49.952	193.1	22:26.404								
8	2:20.5	48.079	42.808	49.647	193.1	24:46.938								
9	2:23.7	47.904	43.558	52.289	196.6	27:10.689								
10	2:19.9	47.979	42.589	49.369	198.4	29:30.626								
102	Francesco RAMACCIOTTI ITA													
	Morris Cooper													
1	4:06.5	2:16.756	54.351	55.447	80.7	4:06.554								
2	2:32.3	52.600	47.065	52.661	172.3	6:38.880								
3	2:28.7	50.113	45.589	53.021	172.8	9:07.603								
112	Antonio PALMA ITA													
	Carrera Team GT Veloce 200													
1	4:34.9	2:25.809	1:04.147	1:04.958	77.3	4:34.914								
2	2:55.7	59.326	55.782	1:00.668	153.3	7:30.690								
3	2:53.6	57.162	56.107	1:00.346	156.7	10:24.305								
4	2:53.9	58.123	56.042	59.748	152.9	13:18.218								
5	4:23.2 B	58.654	56.427	2:28.164	151.4	17:41.463								
6	3:11.7	1:16.174	53.754	1:01.814	76.5	20:53.205								
7	2:51.0	59.379	51.868	59.849	144.0	23:44.301								
8	2:48.1	57.506	51.086	59.574	146.1	26:32.467								
9	2:47.4	56.872	51.158	59.447	144.2	29:19.944								
10	2:54.3	59.326	51.197	1:03.790	142.1	32:14.257								
118	Massimo PUCCI ITA													
	Valdelsa Classic Mini Marcos G													
1	4:24.6	2:36.873	52.750	55.010	103.2	4:24.633								
2	2:26.9	49.564	45.886	51.467	182.1	6:51.550								
3	2:26.7	50.096	44.936	51.740	186.2	9:18.322								
153	Giovanni Marco PUTELLI ITA													
	Lotus Elan													
1	4:55.7	3:13.726	49.107	52.949	105.9	4:55.782								
2	2:34.2	54.159	47.586	52.534	189.1	7:30.061								
3	2:30.3	51.355	46.555	52.450	185.2	10:00.421								
4	2:29.8	50.477	46.400	52.998	184.0	12:30.296								
5	2:30.3	51.043	47.513	51.796	183.3	15:00.648								
6	2:29.4	51.486	46.476	51.487	184.3	17:30.097								
7	2:28.9	50.372	46.047	52.544	187.4	19:59.060								
8	2:30.9	50.860	48.213	51.875	189.1	22:30.008								
9	2:29.5	51.266	47.026	51.303	177.9	24:59.603								
10	2:36.0	50.996	48.394	56.627	182.1	27:35.620								
11	2:28.1	51.506	45.838	50.801	180.9	30:03.765								
167	Mario SALA ITA													
	Club 91 Squadra Corse Ford GT 40													
1	3:33.5	1:56.210	46.052	51.312	123.1	3:33.574								
2	5:58.2 B	47.831	45.855	4:24.608	239.5	9:31.868								



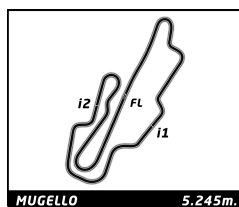
Campionato Italiano Auto Storiche/ARC

Mugello Racing Weekend

4 Turno Prove Libere

Sector Analysis

Invalidated Lap							Personal Best		Session Best		B Crossing the pit lane		
Lap	Time	Sector 1	Sector 2	Sector 3	T.Spd	Elapsed	Lap	Time	Sector 1	Sector 2	Sector 3	T.Spd	Elapsed
349 Massimo RONCONI							ITA						
Club 91 Squadra Corse							Porsche 935 K						
6	2:37.4	54.607	48.798	54.081	179.4	20:37.016	4	3:53.6 B	51.371	48.629	2:13.691	172.8	12:29.964
7	2:33.5	51.819	48.127	53.648	172.0	23:10.610	5	2:43.8	1:02.666	46.616	54.573	105.1	15:13.819
8	2:31.2	51.872	46.825	52.521	175.4	25:41.828	6	2:34.8	52.206	48.527	54.081	166.7	17:48.633
9	2:31.6	51.089	47.084	53.481	175.4	28:13.482	7	2:49.5	59.306	55.570	54.646	145.7	20:38.155
10	2:34.0	53.841	46.734	53.524	177.9	30:47.581	8	2:33.3	51.994	47.549	53.820	170.1	23:11.518
							9	2:31.5	52.122	46.159	53.306	172.3	25:43.105
							10	3:48.4 B	51.671	48.050	2:08.712	174.5	29:31.538
							11	2:52.1	1:05.574	50.381	56.212	104.9	32:23.705
404 Alessio DANESE							ITA						
100 RALLY ASD							Honda CIVIC 1						
1	5:57.9	1:24.962	57.768	3:35.256	92.3	5:57.986	1	5:57.9	1:24.962	57.768	3:35.256	92.3	5:57.986
2	2:30.8	49.806	47.416	53.654		8:28.862	2	2:30.8	49.806	47.416	53.654		8:28.862
3	2:24.0	48.802	44.201	51.031		10:52.896	3	2:24.0	48.802	44.201	51.031		10:52.896
4	2:28.6	48.646	44.307	55.683		13:21.532	4	2:28.6	48.646	44.307	55.683		13:21.532
5	2:24.4	45.745	43.934	54.801		15:46.012	5	2:24.4	45.745	43.934	54.801		15:46.012
6	2:42.4	1:01.992	48.597	51.902		18:28.503	6	2:42.4	1:01.992	48.597	51.902		18:28.503
7	7:06.3 B	48.758	1:16.612	5:01.015		25:34.888	7	7:06.3 B	48.758	1:16.612	5:01.015		25:34.888
8	2:24.8	49.454	44.085	51.331		27:59.758	8	2:24.8	49.454	44.085	51.331		27:59.758
428 Walter COSTACURTA							ITA						
							Sierra Coswor						
1	4:39.1	2:59.442	48.226	51.435	84.5	4:39.103	1	4:39.1	2:59.442	48.226	51.435	84.5	4:39.103
2	2:26.3	49.390	46.799	50.188	214.4	7:05.480	2	2:26.3	49.390	46.799	50.188	214.4	7:05.480
3	2:22.0	47.120	45.211	49.737	221.4	9:27.548	3	2:22.0	47.120	45.211	49.737	221.4	9:27.548
4	2:24.1	47.031	46.909	50.230	220.5	11:51.718	4	2:24.1	47.031	46.909	50.230	220.5	11:51.718
5	2:20.2	46.859	44.024	49.319	217.4	14:11.920	5	2:20.2	46.859	44.024	49.319	217.4	14:11.920
6	2:30.1	47.294	46.293	56.524	221.0	16:42.031	6	2:30.1	47.294	46.293	56.524	221.0	16:42.031
7	2:57.2 B	53.615				180.6	7	2:57.2 B	53.615				180.6
8	2:32.8	1:00.637	44.073	48.177	113.7	22:12.165	8	2:32.8	1:00.637	44.073	48.177	113.7	22:12.165
9	2:19.9	48.203	42.929	48.853	223.2	24:32.150	9	2:19.9	48.203	42.929	48.853	223.2	24:32.150
10	2:15.3	45.206	42.494	47.639	225.1	26:47.489	10	2:15.3	45.206	42.494	47.639	225.1	26:47.489
11	2:15.8	45.190	43.899	46.742	226.0	29:03.320	11	2:15.8	45.190	43.899	46.742	226.0	29:03.320
433 Alberto Maria LANDINI							ITA						
							Alfa Romeo 75						
1	3:34.7	1:47.301	53.160	54.304	80.5	3:34.765	1	3:34.7	1:47.301	53.160	54.304	80.5	3:34.765
2	2:34.8	53.317	51.078	50.461	195.2	6:09.621	2	2:34.8	53.317	51.078	50.461	195.2	6:09.621
3	2:25.6	49.061	47.473	49.076	201.7	8:35.231	3	2:25.6	49.061	47.473	49.076	201.7	8:35.231
4	2:17.9	47.502	42.187	48.284	208.7	10:53.204	4	2:17.9	47.502	42.187	48.284	208.7	10:53.204
5	4:18.3 B	46.780	42.754	2:48.771	207.5	15:11.509	5	4:18.3 B	46.780	42.754	2:48.771	207.5	15:11.509
6	2:44.6	1:05.594	46.590	52.459	93.5	17:56.152	6	2:44.6	1:05.594	46.590	52.459	93.5	17:56.152
7	2:26.7	50.271	45.507	50.946	205.1	20:22.876	7	2:26.7	50.271	45.507	50.946	205.1	20:22.876
8	2:23.9	49.044	45.258	49.674	208.7	22:46.852	8	2:23.9	49.044	45.258	49.674	208.7	22:46.852
9	6:29.7 B	48.248	44.174	4:57.293	208.7	29:16.567	9	6:29.7 B	48.248	44.174	4:57.293	208.7	29:16.567
449 Roberto BARIN							ITA						
							Porsche 944 T						
1	3:27.6	1:24.303	56.731	1:06.580	91.7	3:27.614	1	3:27.6	1:24.303	56.731	1:06.580	91.7	3:27.614
2	2:51.6	57.797	56.097	57.748	184.9	6:19.256	2	2:51.6	57.797	56.097	57.748	184.9	6:19.256
3	2:37.7	52.863	49.235	55.642	187.4	8:56.996	3	2:37.7	52.863	49.235	55.642	187.4	8:56.996
4	2:35.7	51.899	49.027	54.853	194.8	11:32.775	4	2:35.7	51.899	49.027	54.853	194.8	11:32.775
5	5:19.5 B	53.273	52.934	3:33.302	189.1	16:52.284	5	5:19.5 B	53.273	52.934	3:33.302	189.1	16:52.284
6	2:57.3	1:08.940	52.771	55.681	103.5	19:49.676	6	2:57.3	1:08.940	52.771	55.681	103.5	19:49.676
7	2:44.5	54.358	53.417	56.802	173.7	22:34.253	7	2:44.5	54.358	53.417	56.802	173.7	22:34.253
8	2:41.5	54.917	49.203	57.466	177.1	25:15.839	8	2:41.5	54.917	49.203	57.466	177.1	25:15.839
9	2:37.2	51.916	48.487	56.866	193.8	27:53.108	9	2:37.2	51.916	48.487	56.866	193.8	27:53.108



Campionato Italiano Auto Storiche/ARC

Mugello Racing Weekend

4 Turno Prove Libere

Sector Analysis

							Invalidated Lap		Personal Best		Session Best		B Crossing the pit lane	
Lap	Time	Sector 1	Sector 2	Sector 3	T.Spd	Elapsed	Lap	Time	Sector 1	Sector 2	Sector 3	T.Spd	Elapsed	
10	2:37.1	51.949	50.091	55.069	191.4	30:30.217								
472	Enrico GERARDI						ITA		Ford Sierra C					
1	2:53.0	1:11.120	50.921	51.001	101.1	2:53.042								
2	2:09.3	44.177	40.326	44.873	232.8	5:02.418								
3	4:24.7 B	49.323	54.788	2:40.663	233.8	9:27.192								
4	2:33.3	57.963	45.927	49.451		12:00.533								
5	2:19.9	46.207	43.874	49.822		14:20.436								
6	4:40.2	47.450	44.835	3:07.925	223.7	19:00.646								
7	2:20.4	46.481	45.451	48.522		21:21.100								
8	2:18.8	46.165	44.534	48.174	237.9	23:39.973								
9	2:18.4	46.163	44.534	47.757	235.3	25:58.427								
10	2:16.4	45.984	43.448	47.013		28:14.872								
11	2:17.2	45.934	43.376	47.956	232.8	30:32.138								
475	Giovanni AMBROSO						ITA		Club 91 Squadra Corse BMW 323i					
1	4:14.8	2:26.815	52.819	55.233	99.6	4:14.867								
2	2:30.1	50.918	46.517	52.735	180.9	6:45.037								
3	2:11.6	47.682	40.284	43.670	186.5	8:56.673								
4	2:08.1	44.707	39.703	43.743	233.3	11:04.826								
5	3:07.3 B	42.507			233.3	14:12.135								
6	2:13.0	47.985	41.255	43.803	165.0	16:25.178								
7	2:05.6	42.390	38.638	44.576	238.9	18:30.782								
8	4:46.6 B	44.044			234.8	23:17.400								
9	2:42.5	1:03.875	50.873	47.801	101.0	25:59.949								
10	2:18.2	45.949	44.159	48.098	234.3	28:18.155								
11	2:24.5	48.057	45.477	51.024	233.8	30:42.713								
476	Vito TRUGLIA						ITA		TVR Tuscan Sp					
1	4:55.0	3:03.110	53.764	58.156	91.3	4:55.030								
2	2:40.2	53.772	51.857	54.596	201.3	7:35.255								
538	Matteo PANINI						ITA		Circolo della Biella Chevrolet Cal					
1	6:04.1	4:26.351	47.546	50.236	90.1	6:04.133								
2	2:20.9	48.569	43.829	48.542	193.1	8:25.073								
3	2:10.1	43.547	41.480	45.162	242.7	10:35.262								
4	2:07.5	43.645	39.426	44.456	230.8	12:42.789								